
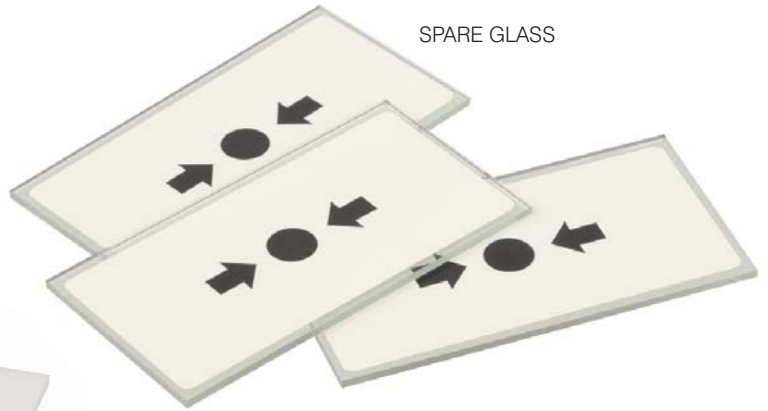




SPARE KEYS

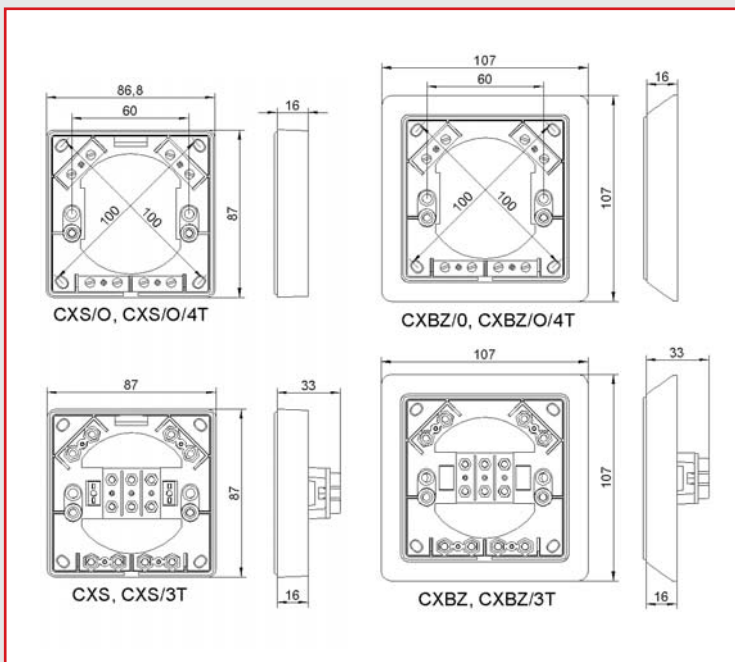


SPARE GLASS



PLASTIC RE-SETTABLE ELEMENT

		Flush fixed			
Call Point type	Surface fixed	Single gang switch box	BESA Box	Round 60mm Box	Round 60mm box (no screws) <sup>1</sup>
CXL	CXBB	Direct	2	Direct	1
CXM	CXBB	Direct	2	Direct	1
CXK	CXBBT	4	4	4	No fit
CXA200	CXBB	Direct	2	Direct	Direct
CX**WP	Dedicated WP enclosure, surface fixing only				



Direct = Call Point can be used directly without intervening accessories.

Number = The preferred accessory to adapt the call point to that type of fixing.

#### Spacer and Bezel fitting options

	Spacer	Bezel
1	CXS	CXBZ
2	CXS / O	CXBZ / O
3	CXS / 3T	CXBZ / 3T
4	CXS / O / T	CXBZ / O / 4T