

# Hinged Cover and Hinged Cover Seals

## Accessory Items



### > Hinged Cover & Hinged Cover Seals

- Range of accessories to provide protection against accidental damage and extra security
- Fully compatible with all call points
- Customised branding available




### Product Overview

Fitting a transparent hinged cover to a call point provides additional protection from accidental operation. They are particularly useful in high traffic areas such as stairwells and corridors in schools and public buildings, where the volume of traffic can result in accidental operation of the call point causing nuisance alarms.

With the addition of the hinged cover seal, which consists of a breakable polypropylene tie down, the incidence of malicious false alarms can also be reduced, as to operate the device the seal must first be broken. This will deter the casual vandal whilst the device remains operable to the more determined user.

All MCP indoor call points and WCP outdoor call points can be fitted with these accessories. The hinged cover can also be customer branded. For more details please contact our sales department.



**KAC**

HNGE-1  
Rev. No. 2



## Hinged Cover Seal Installation Instructions

Fig. 1 Breakable Hinged Cover Seal

Fig.1



Fig.2 After removing the locally thinned section in the bottom centre of the call point, insert the cover seal into the hole in the housing as shown. Rotate the seal through 90° ensuring that the tooth is facing towards you.

Fig.2

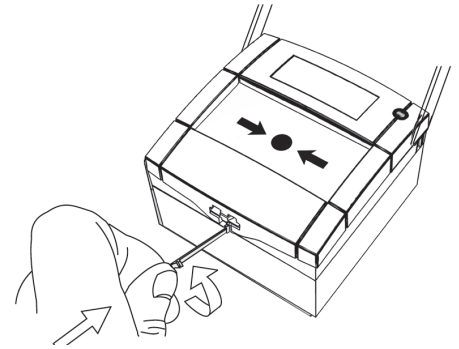


Fig. 3 Feed the other end of the seal through the hole located in the bottom of the hinged cover. Using pliers carefully pull the seal taut and press the hinged cover back to engage the tooth.

Fig.3

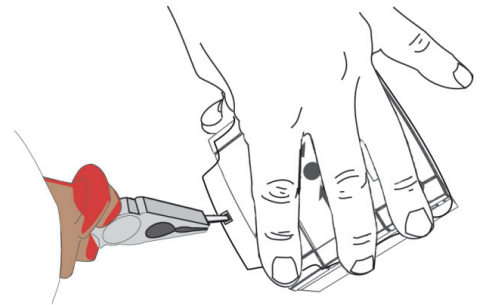
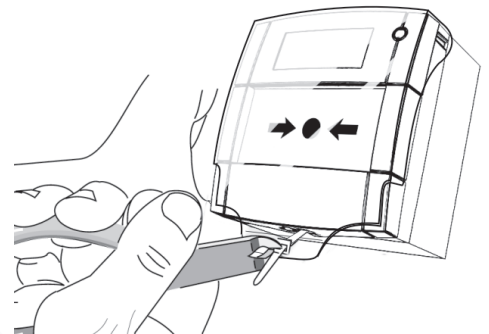


Fig . 4 Using wire cutters, trim the excess from the breakable seal ensuring the tooth remains to hold the hinged cover in position. Fitting cover seal to other classes of call point.

Fig.4



## Ordering Information

Model

Description

PS200

Universal Hinged Cover

P056

Breakable Cover Seal

*Code describes a pack of 5 Seals.*

*Example: 4 x P056 = 20 seals.*

For RoHS, WEEE & REACH information please see [www.kac.co.uk](http://www.kac.co.uk)

> **KAC Alarm Company Ltd**

KAC House, Thornhill Road,  
North Moons Moat, Redditch,  
B98 9ND, United Kingdom  
Tel: +44 (0) 1527 406655  
Fax: +44 (0) 1527 406677  
e-mail: [marketing@kac.co.uk](mailto:marketing@kac.co.uk)